



Technical guide for 2025 European Double Bit Axe Throwing Championship

Organizer	Date of competition	Destination	Discipline	Registration
DRUŠTVO SEKIRAČI Šeškova ulica 1 1330 Kočevje	16.07. - 20.07.2025	Bolga vas, Kočevje, Slovenia	Double bit Axe Throwing European Championship	Registration form on our website Entry fee 100€
			Categories: MAN, WOMEN, TEAMS	

www.sekirachi.com

Registration

Registration is done by **transferring the entry fee of 100€** to our account on INTESA SANPAOLO D.D.

IBAN: **SI56 1010 0006 1205 637** / BIC: **BAKOSI2X**
(put your NAME and SURNAME in payment details)

Registration should be completed by **31.05.2025**, later registrations cannot be considered for planning reasons.

16.07.
Wednesday

Arrival day. Registration of axes and start number distribution will take place from **9.00AM to 15.00 PM**. After registration we will offer a field trip to the Cold War **bunker ŠKRILJ**. If you are interested in please tick this option in our application form. **Price for the trip is 30€.**

17.07.
Thursday

Qualifications start at **9:00 AM**. Men's qualifications will be first, followed by women's qualifications.

18.07.
Friday

Semi-finals start at **9:00 AM**.

19.07.
Saturday

FINALS start at **9.00 AM**.
After the competition, there will be an awards ceremony, followed by a **Bear Party** for all participants and visitors, with good music and fine drinks. **The ticket price is 20€.**
If you are interested in joining please tick this option in our application form.

20.07.
Sunday

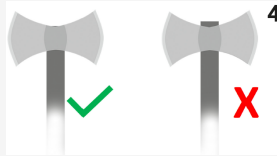
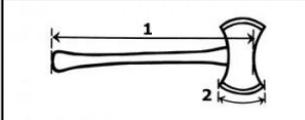
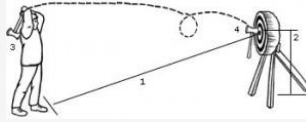
A Chill-out day. A day of relaxation at Lake Kočevje with casual gathering.

Rules of Double bit axe throwing

(source: Swedish Axe Throwing Society)

Only the 'Front-Bit' of the Double Bit Axe can score a hit on the target area – the bit must however stick in the target. The Front-Bit only needs to touch the line separating two scoring areas to win the points of the higher scoring area. The winner is whoever has the best score after a pre-defined number of throws.

- 1: Distance throwing line/target = 6.1 m (20')
- 2: Height = 1.5 m (60")
- 3: Front-Bit
- 4: Back-Bit

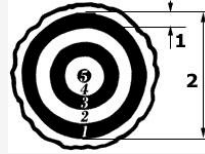


Double Axe

- 1: Length = min. 610 mm (24")
- 2: Edge = max. 152 mm (6")
- 3: Weight = min. 1134 g (2 1/2 lb) incl. handle
- 4: top of wedge cannot extend 0.4 inch or 10 mm above the head

Measured at registration station.

1. Each ring = 50 mm (2")
 - 2: Target Diameter = 450 mm (18")
- Bulls Eye shall be painted in black and the scoring rings in red



A Double-Axe is thrown at a wooden target. The max. and min. dimensions for the competition throwing axe are as shown above.

The design and measurements of the target and the points for each circular section are shown in the illustration above.

The distance from the throwing line to the bull's eye of the target is 6.1 m (20').

The thrower must not step over the throwing line before the axe has hit or missed the target. This should be monitored by a line judge. A thrower who steps over the line gets 0 points.

The Front-Bit is the bit facing the target at the moment when the thrower releases the ax in their throw at the target.

Only the Front-Bit of the Double Axe can score a hit on the target area – the bit

The Front-Bit only needs to touch the line separating two scoring areas to win the points of the higher scoring area.

The Back-Bit must not touch the target. If the Back-Bit touches the target, the throw is given 0 points, even if the Fore-Bit has hit the target at the same time.

The winner is the person with the highest points after at least 3 throws, or the number of throws announced in advance by the organizer. (Best of five or six throws is common).

Before the competition, a special target for practice throws must be made available. Throwers practicing on the competition target will be disqualified from the competition.

Competition classes: Seniors women and men. Juniors women and men. Competitors less than 16 years old are considered as juniors. The competition referee will decide on the lower age limit on a case-by-case basis. For a competition class to achieve competition status, it must include at least three participants. If the number of participants in a junior class is fewer than three, they are to be moved up to the senior class.

The competition referee is appointed by the organizers. If the competition is organized by an axe throwing club, the club's committee appoints the referee. The referee appoints the competition jury and the number of officials required: safety marshals, umpires etc.

The competition referee must check and be responsible for compliance with the official safety rules. If there are safety issues, the referee must stop the competition until such issues have been resolved. The competition referee must always inform competitors and spectators about the official safety rules.

Within a competition, the referees are not allowed to move the axe to check for any higher scoring. Again, only the visible part of the valid throw will be scored.

Divergent throwing techniques (one-handed or from the lower hand) must be displayed to the respective competition judge before the start of the competition. This then decides on the admissibility.

Due to different natural environments in the countries it's difficult to define only one kind of wood for training or competition. The recommendation for this is to use spruce, fir or poplar.

The handle must have a wooden core. all other core materials are not allowed. The wooden core must be visible at the eye of each axe.

For Global Axe Throwing Committees (GAC) competitions, the Bulls Eye shall be painted in black and the scoring rings in red.

Safety Rules

Persons under the influence of alcohol or drugs must not compete in axe throwing training or competition.

Risk area

3 m behind the throwing line, 6 m to each side and 15 m behind the targets. If a wall exists behind the targets (at least 2 meters high), the security distance at the rear can be reduced to 5 meters. The distance between each single target (Bulls eye to bulls eye) should be at least 2.5m.

Cordon

The risk area is to be cordoned off with tape, rope or similar. During the training or competition, the risk area should be determined through optical methods and signs with appropriate messages.

Marshalling

A safety marshal/marshals must patrol the whole cordoned off area while a competition is underway. Only officials and those competing at the time may enter the cordoned off area. Orders of the marshals or referees must be followed. Marshals and referees have to wear an eye catching vest.

Throwing

All the competitors in each round throw at the same time on a given signal from the referee or announcer. After this signal all throwers have 1 minute to throw. The thrower can be disqualified, if he/she has several overruns of time and at least one warning from the referee. The warning has to be noted by a second official.

Marking

When given clearance by the referee, the participants can go up to the targets to remove the axes from the targets.

Sheath

Outside the throwing area / danger area, the axes must always be kept in their sheaths.

Suitability to participate

Competition and training participants apparently under the influence of alcohol and / or drugs, may not enter the throwing area and can be excluded from the competition or training.

Competition and training participants

Competition and training participants throw at their own risk. A written confirmation is available before the competition and / or the start of training. Participants under 18 must be accompanied by a parent or legal guardian or a written agreement must be made personally.

Personal equipment

The personal equipment must always be able to throw safely and stand safely. The axe head must always be firmly connected to the handle, this can be done by an additional pin. A loose or wiggling axe head can lead to the exclusion of the axe from competition or training.

Accommodation

For accommodation please visit our web site: <http://sekirachi.com/accommodation/>